

Life in the Canneries Worksheets

Name _____ Date _____

Activity # 1: Help Wanted Ad

In this activity, you will create your own help wanted ad to advertise for an employee you need for your cannery. Fill in the questions to make sure you have all the information you need to complete your ad.

You are the owner of _____ (name of your cannery). Your cannery processes _____ (name of food). You need workers to _____ (kind of job you are hiring for). You are looking for _____ (men, boys, women, or girls) to work in your cannery. This is a skilled job: ___ Yes ___ No (does the person need to know how to run a machine, know a craft, or have certain education to fill this position)? If it is a skilled job, what skill does the person need to have: _____. This is an unskilled job: ___ Yes ___ No (you will train the worker for the job). The worker can begin working _____. The wages will be \$ _____ an hour. Include in your ad the supplies or equipment you will provide for the workers, and what the worker needs to bring.

From the information above, write your Help Wanted Ad to run in your local paper.

Name _____ Date _____

Activity #2: Jobs in the Cannery

Questions for Owners

1. What is the name of your cannery? _____
2. What kind of food would you process at your cannery? _____

Questions for Workers

1. What job in the cannery would you want to perform? _____
2. Why do you believe you would be good at this job?

You will need this information later when you begin your own cannery or apply as a worker in someone else's cannery.


Name _____ Date _____

Activity 3: The Canning Process


Based on the flow charts of the canning process for fruits and fish you have examined on the web, make a flow chart for your own cannery. Choose a food you want to can. Draw four of the essential processes involved in your cannery. Then write a description of the process below the box. Remember to draw them in order.


The Canning Process of _____

1.




2.




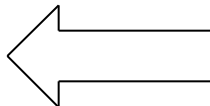


4.



3.





Name_____ Date_____

Activity 4: The Job Interview

For Workers: Interview Questions

As you saw from the table, many children were hired to work in the canneries. Imagine that you are still in school but you need an after school job to help support your family. You are interviewing for a job at the cannery. To help you prepare for your interview, here is a list of questions that your future boss might ask you. Read the questions and decide how you would answer them. When answering, think about how you would want them answered if you were the boss. What are some things you would want a potential employee to say. Answer the questions in complete sentences, restating the question in your answer.

Your future boss may ask you...

1. What is your name?
2. When can you work?
3. What kind of job are you looking for?
4. What skills do you have that would make you good for the job you want?
5. What subjects in school do you like best?
6. How do those subjects help you with the job you are applying for?
7. Why should I hire you?
8. How would your teacher and friends describe you?
9. What are your strengths?
10. What are your weaknesses?
11. Do you have any questions about the job you are applying for?

Activity #4: The Job Interview

For Owners: Interview Procedure

In Activity #2, you chose a name for your cannery. You also decided what food you would process.

Imagine that you are now the owner of your own cannery. You will be interviewing a classmate for a position in your cannery. Ask your partner the following questions to find out if he or she is qualified for the job you advertised for in your Help Wanted Ad.

To start the Interview say: Good afternoon my name is _____ and I am the owner of this company. My company's name is _____ and we process_____.

Ask these interview questions:

1. What is your name?
2. When can you work?
3. What kind of job are you looking for?
4. What skills do you have that would make you good for the job you want?
5. What subjects in school do you like best?
6. How do those subjects help you with the job you are applying for?
7. Why should I hire you?
8. How would your teacher and friends describe you?
9. What are your strengths?
10. What are your weaknesses?
11. Do you have any questions about the job you are applying for?

Finish the interview my saying: Thank you for interviewing with my company (shake hands). Have a nice day. You will be informed about your interview in a few days.

After the interview, answer these questions:

1. Would you hire this person? ____ Yes ____ No
2. Would you give them the job they applied for? ____ Yes ____ No
3. Do you believe they would do better in another job? If so, what job?

After the interview, change roles and conduct the interview again.

Name _____ Date _____

Activity #5: A Postcard Home

You have taken a job in the country at a rural cannery for the summer. You are on your way to the cannery on a cart drawn by a horse with many children your own age. You will be away from your family for three months to earn money to help support them. In this activity, you will write a postcard to a friend. In your postcard think about the following:

1. What kind of job you are going to do at the cannery.
2. What you have seen on the trip so far.
3. What it will be like working at the cannery.

(Back of postcard) Write your letter and address your card.

<p>Dear _____</p> <hr/> <hr/> <hr/> <hr/> <hr/> <hr/> <hr/>	<table border="1"><tr><td data-bbox="1172 821 1305 919"></td></tr><tr><td data-bbox="906 919 1305 1289"><hr/><hr/><hr/></td></tr></table>		<hr/> <hr/> <hr/>
<hr/> <hr/> <hr/>			

(Front of post card) Draw a picture of you on your trip to the cannery



Name _____ Date _____

Activity #6: Maryland Oyster Harvest

**Maryland Oyster Harvests
1839-1910 (in bushels)**

Year	Bushels
1839	710,000
1850	1,350,000
1856	2,610,000
1858	3,500,000
1865	4,879,000
1869	9,233,000
1874	14,000,000
1884	15,000,000
1889	9,945,000
1897	7,254,000
1904	4,500,000
1910	3,500,000

Use the chart above to answer the following questions.

1. In what year were the most oysters harvested?
2. Why do you believe there was an increase of oysters harvested from 1839 to 1884?
3. What is the difference in the bushels sold in 1884 and 1910?
4. Why do you believe there is such a decline between 1884 and 1910?

Name _____ Date _____

Activity #7: Immigrant Worker Wages

Wages of Textile Workers Lawrence, MA, 1909

Males

Nationality	Number of Workers	Average Weekly Wage
English	1,563	\$11.39
German	538	11.17
French	234	11.07
Irish	551	10.21
Russian	170	8.59
Polish	375	8.01
Lithuanian	550	7.82
Syrian	334	7.33
Italian	1,371	6.84

Females

Nationality	Number of Workers	Average Weekly Wage
German	221	\$9.53
French	165	9.32
Scottish	115	9.06
Canadian	523	8.64
English	687	8.39
Irish	495	8.24
Russian	123	7.24
Lithuanian	263	7.14
Polish	182	7.10
Italian	902	6.39

The tables above show the differences paid to workers of different sexes and different nationalities in the factory. Use the tables to answer the following questions. Answer in complete sentences.

1. What nationality had the most female and males working in the factory?
Females _____
Males _____
2. What male and female of the same nationality made a combined sum of \$15.11 a week? _____
3. Why do you think people were paid differently because of the country they came from? _____

